

Interim Report  
First 6 Months 2020/21

*Analyst Conference Call  
on May 10, 2021*



## Interim Report



- » First half closed with a very good result due to good operating performance and positive market developments
  - › Operating EBT of € 185 million (PY: € 91 million);  
Q2 2020/21: € 103 million (PY: € 60 million)
  - › ROCE: 11.9 % (PY: 7.5 %)
  - › Increased RCs for copper scrap and recycling material, higher metal gains based on higher metal prices, and growth in demand for copper products
  - › Significantly increased multimetal sales (lead, nickel, tin, zinc) through the integration of Beerse & Berango
  - › Net cash flow: € 125 million (PY: € -25 million)
  - › We confirm our forecast for FY 2020/21
- » Performance Improvement Program with contribution of € 70 million in FY 2020/21
- » Metallo synergies of € 15 million EBITDA will be achieved in FY 2020/21
- » European Commission cleared joint venture between Cablo and TSR on April 22, 2021, closing in June
- » Aurubis Bulgaria awarded with the Copper Mark label on April 23, 2021

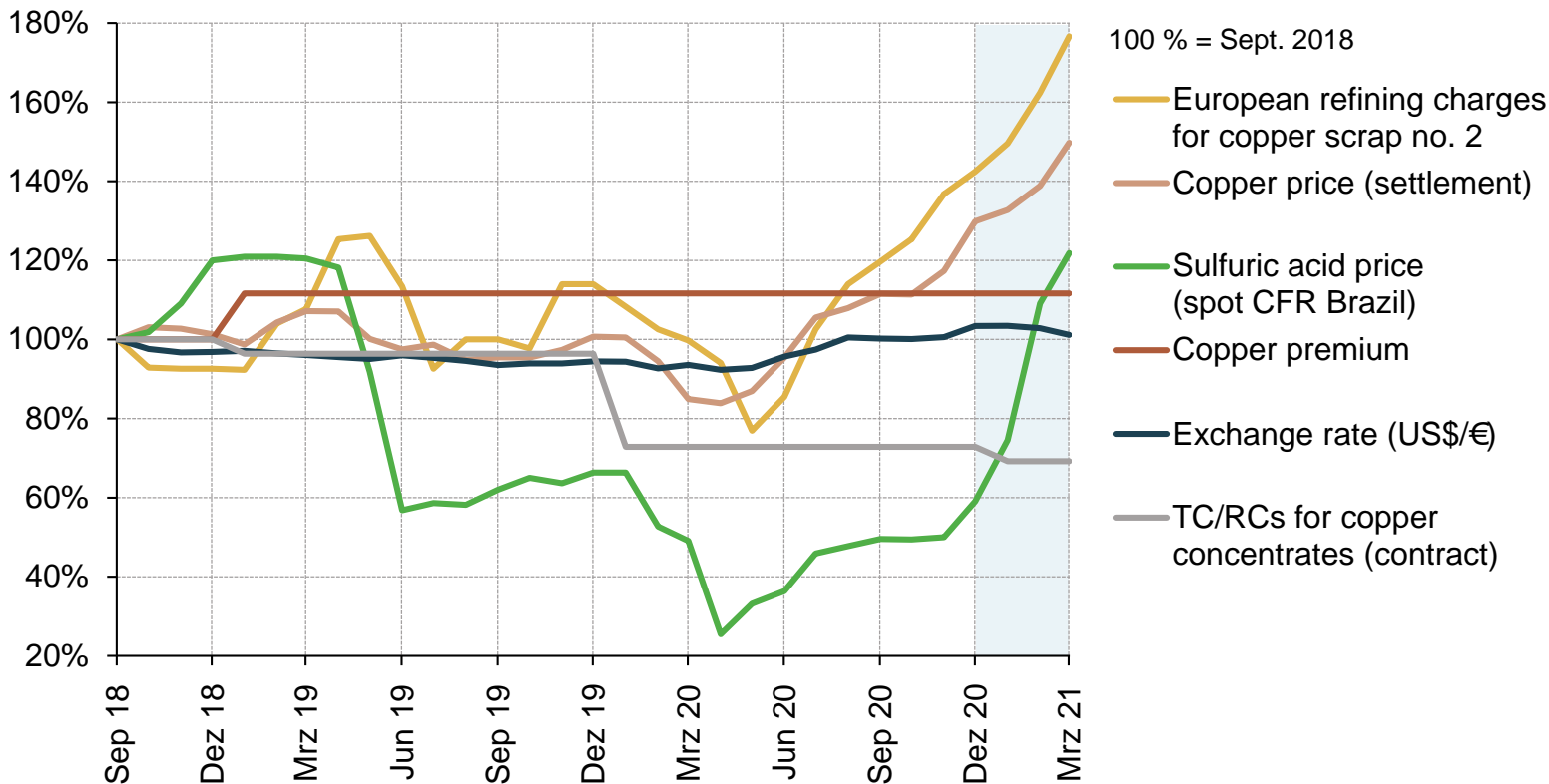

## Very positive result due to use of market conditions

(operating IFRS)		6M 2020/21	6M 2019/20	Change vs. prior year
Revenues	€m	7,519	6,013	25 %
Gross profit	€m	715	570	25 %
EBITDA	€m	280	169	66 %
EBIT	€m	188	95	98 %
<b>EBT</b>	<b>€m</b>	<b>185</b>	<b>91</b>	<b>&gt;100 %</b>
Consolidated net income	€m	142	70	>100 %
Operating ROCE (operating EBIT last 4 quarters)	(%)	11.9	7.5	-

Metallo sites included in 2020/21.

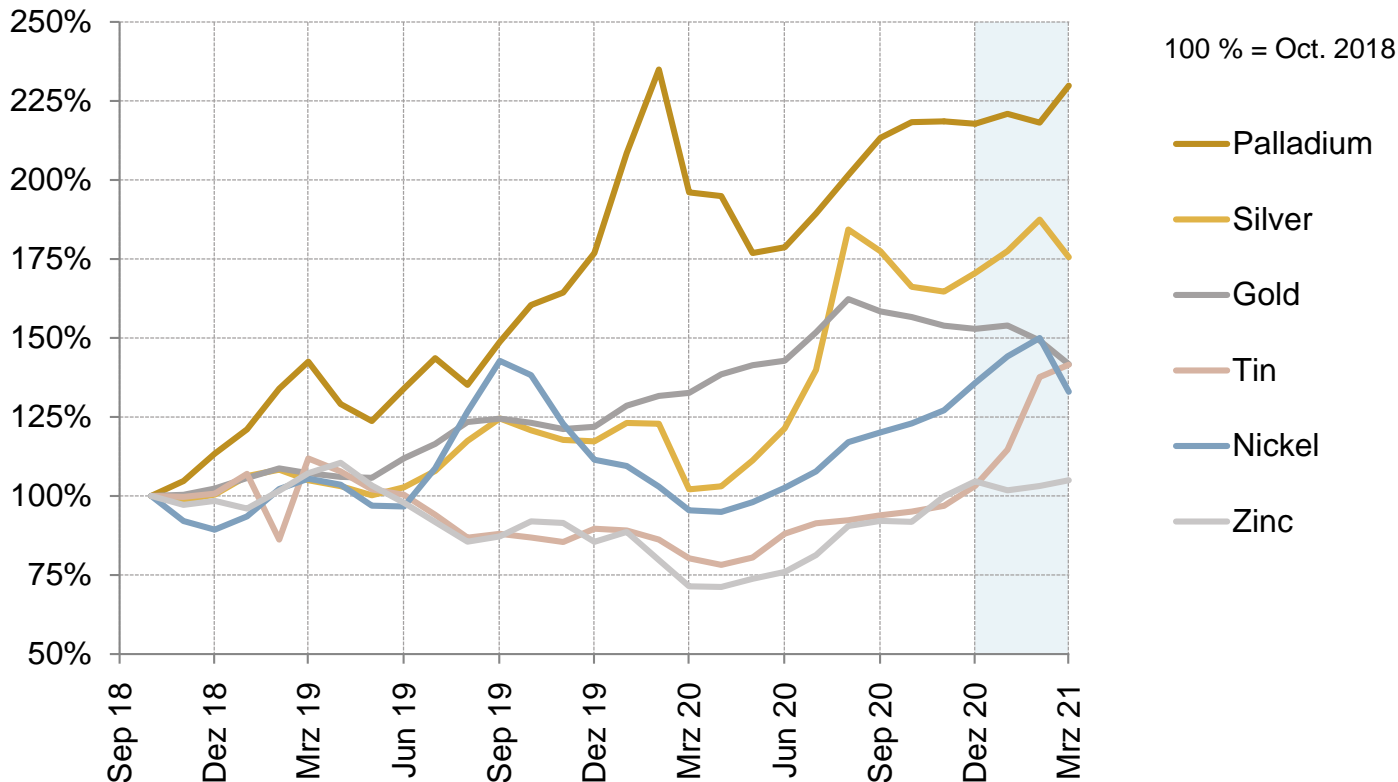

# Market conditions in Q2 2020/21: Very promising scrap markets, strong demand for copper products

Trend in significant market prices and refining charges



# Multimetal price development remains strong

## Trend in significant metal prices



## Key performance indicators provide room for future growth

		6M 2020/21	6M 2019/20	Target
ROCE*	%	11.9	7.5	15.0
Equity ratio (equity / total assets)	%	46.1	55.8	> 40.0
Debt coverage**		0.3	0.3	< 3.0
Additional KPIs		6M 2020/21	6M 2019/20	
Capital expenditure	€m	86	124	
Capital employed (balance sheet date)	€m	2,822	2,621	
Net cash flow	€m	125	-25	

\* Rolling EBIT last 4 quarters

\*\* Net financial liabilities / rolling EBITDA last 4 quarters

# Segment MRP: Positive operating result due to good operating performance and favorable market conditions

## Operating results for Segment Metal Refining & Processing (MRP)



	6M 2020/21	6M 2019/20
<b>Segment MRP</b>		
EBIT (in €m)	228	142
EBT (in €m)	225	140
ROCE* (%)	16.5	14.7
(Quantities in 1,000 t)		
Concentrates	1,225	1,118
Copper scrap / blister copper	212	187
Other recycling materials	276	173
Cathodes	554	474
Sulfuric acid	1,138	1,086
Rod	430	412
Shapes	88	77

- » Increased concentrate throughput, with weakened market conditions for concentrates
- » Scrap markets show significantly higher RCs for copper scrap compared to previous year, combined with considerably increased throughput of copper scrap and other recycling materials
- » Significantly increased multimetal sales (lead, nickel, tin, zinc) through the integration of Beerse & Berango
- » Cathode output increased by 17 % YOY
- » Sulfuric acid production increased, but lower prices vs. YTD 2019/20
- » Ongoing recovery of demand for rod and shapes, production levels above PY

## Operating results for Segment Flat Rolled Products (FRP)

Segment FRP	6M 2020/21	6M 2019/20
EBIT (in €m)	3	0
EBT (in €m)	3	-2
ROCE* (%)	4.2	-10.0
(Quantities in 1,000 t)		
Flat rolled products and specialty wire	98	92

\* Rolling EBIT last 4 quarters

- » Good recovery of all customer segments of FRP products
- » Second quarter production volumes in line with previous year
- » Production increased 7 % vs. YTD 2019/20
- » Strict cost management
- » Intention to sell FRP segment continues, advanced negotiations





Copper concentrates

We anticipate an increasing concentrate supply. Our smelters are well supplied until end of FY 2020/21.



Recycling input materials

We expect a very good supply for the rest of FY 2020/21. The smelter network is supplied with scrap materials beyond Q3 2020/21.



Sulfuric acid

Current outlook for Q3 remains positive: spot markets in Europe and overseas show increased demand, meeting tight supply.



Aurubis Copper Premium

Has been set for 2021 at US\$ 96/t (2020: US\$ 96/t).



Rod

Outlook for FY 2020/21 remains positive, demand from all customer segments strong.

Shapes & FRP

Current demand well above previous year. Demand for FRP strongly recovered.



We confirm our forecast range  
 between € 270 million and € 330 million  
 operating EBT and  
 an operating ROCE between 9 % and 12 %  
 for fiscal year 2020/21.

Interval forecast

	<b>Operating EBT in € million</b>	<b>Operating ROCE in %</b>
Group	270 – 330	9 – 12
Segment MRP	300 – 380	11 – 17
Segment FRP	14 – 22	5 – 9



The **strategy work of 2017/18** continues to hold and still provides a **good framework** for strategy communication

Starting Point

The acquisition strengthens Aurubis' multimetal portfolio of key metals – especially nickel, tin, zinc, and lead

**Production / sales volumes and metal portfolio**

		Aurubis Group 12M 2019/20	thereof Jun-Sep 2020
Copper	Gold		
Nickel	PCMs		
Lead	Minor Metals		
	Zinc		
		Copper scrap/blister copper input	1,000 t 370 21
		Other recycling materials	1,000 t 348 85
		Copper cathodes	1,000 t 1,031 8
		Gold	t 47 -
		Silver	t 972 10
		Lead	t 28,014 7,820
		Nickel	t 3,395 364
		Tin	t 4,213 2,777
		Zinc	t 3,565 3,565
		Minor metals	t 807 -
		Platinum group metals	kg 8,935 -

April 21

**New impulses** from strategy work incl. **specific analyses in 2019/20** (Factbases, Analyses)

Focused strategy work on strategy operationalization





- » Aurubis Bulgaria is certified for meeting the Copper Mark's requirements for **responsible production practices**.  
Valid initially until **April 2024**.
- » The Copper Mark launched for copper producers in March 2020
- » Basis: UN SDGs & Risk Readiness Assessment
- » Regular review of the 32 sustainability criteria (evolving system)
- » Focus on steady improvement of the sector

The copper value chain demonstrates responsibility to mutually improve and develop.  
The auditing process of Aurubis plants Hamburg & Lünen will start in June 2021.

# European antitrust approval for joint venture with TSR/Remondis

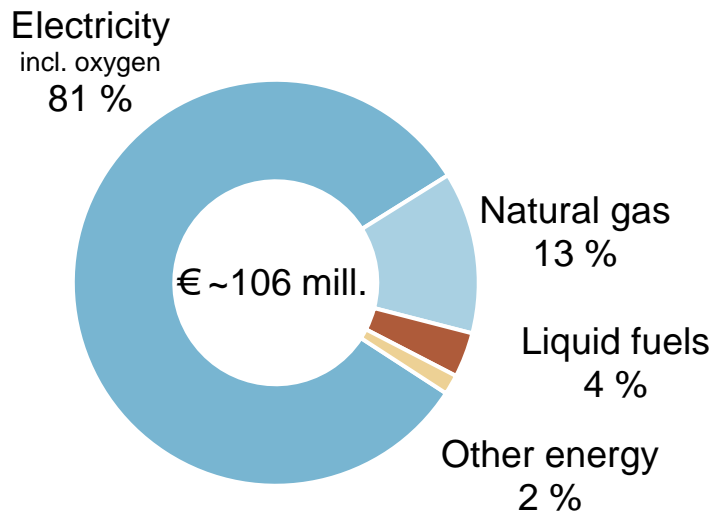
## Closing the loop and developing cable recycling



- » 40 %/60 % JV with TSR/Remondis provides a secure outlet for TSR and a secure supply of granules for Aurubis
- » Processing of 30,000-40,000 t of cable recycling materials initially
- » Conclusion of merger cleared by the European merger control authorities on April 22, closing will be in early June
- » Supports Aurubis' closing-the-loop approach and the Sustainability Strategy
- » Expected increase in copper cable scrap volumes in Europe offers strategic cooperation opportunities in a changing market environment

## CO<sub>2</sub> certificate price increase pushes electricity costs up

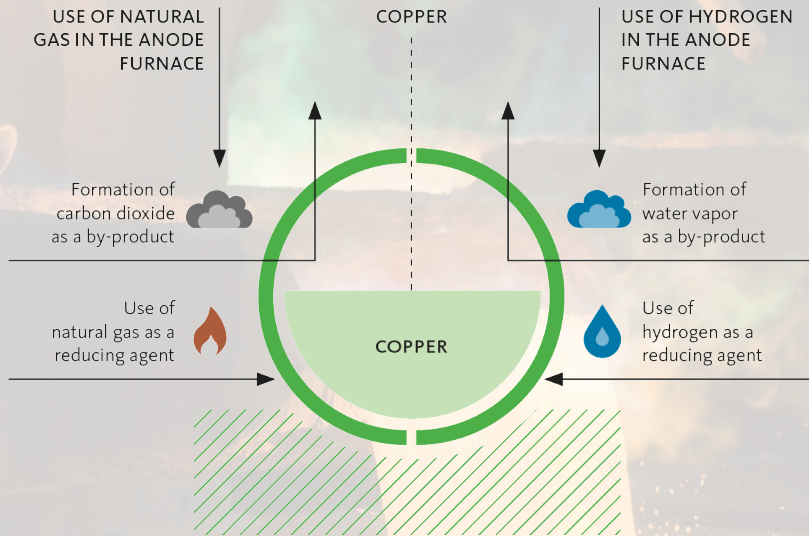
### Breakdown of energy costs in the Aurubis Group (6M 2021/20)



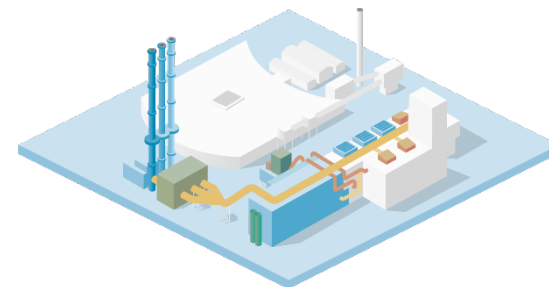
### Electricity consumption and CO<sub>2</sub> scopes

- » Total electricity consumption in the Aurubis Group: approx. 1.78 million MWh (2019)
- » CO<sub>2</sub> emissions of 1.44 million t (2019)
  - › 0.50 million t of emissions produced as a direct result of burning fuels in internal facilities (Scope 1)
  - › 0.94 million t of indirect emissions related to purchased energy (Scope 2)

# Usage of hydrogen instead of natural gas – initial trial on industrial scale in Hamburg



- » Use of hydrogen as a reducing agent in the anode furnace
- » First trial on an industrial scale is planned to take place in June 2021
- » Goal of exploring the increased efficiency of hydrogen in the reduction process
- » CO<sub>2</sub> reduction potential estimated at 6,000 t p.a. for anode furnace in Hamburg



- » Major investment in Hamburg of about € 100 million in suctioning devices and filter facilities
- » Expected reduction of more than 70 % in diffuse emissions






### Financial impact:

- › **CAPEX:** € 45 mill.  
(€ 8 mill. in FY 2019/20,  
€ 37 mill. in FY 2020/21)
- › **EBT effect:** € 23 mill.
- › **Concentrate throughput effect:** 166,000 t

### Key data for the measure

- › Description: Several measures to improve capacity and reliability of smelter
- › Time period: Aug./Sept. 2021; approx. 44 days
- › Supply reliability: Scheduling takes place Group-wide to guarantee optimal anode supply
- › Additional benefit: Forward-looking site investments: regulatory inspections, Anode Section Modification



## Employees

- » Strict hygiene measures have been implemented Group-wide
- » Coronavirus testing options are provided on plant grounds to mitigate risks for employees
- » Vaccination centers have already been established in the plants; once vaccines are in sufficient supply, vaccination will start for employees

## Production

- » Production is being maintained at all sites and supply chains safeguarded
- » Isolated concentrate delivery bottlenecks have been balanced out by our diversified supplier structure and other countermeasures
- » Recycling materials stocked in a timely manner

VISION 2025

**Ps**

**Passion**  
for metallurgy

VISION 2025

**Pg**

Metals  
for **progress**

VISION 2025

**Tg**

**Together**  
with you

## Your IR Contacts



**Angela Seidler**  
VP Investor Relations,  
Corporate Communications &  
Sustainability  
+49 40 7883-3178  
[a.seidler@aurubis.com](mailto:a.seidler@aurubis.com)



**Elke Brinkmann**  
Senior Manager  
+49 40 7883-2379  
[e.brinkmann@aurubis.com](mailto:e.brinkmann@aurubis.com)



**Ferdinand von Oertzen**  
Specialist Investor Relations  
+49 40 7883-3179  
[f.vonoertzen@aurubis.com](mailto:f.vonoertzen@aurubis.com)

## Financial Calendar



- » Q3 2020/21
- » Annual Report 2020/21

August 5, 2021  
December 3, 2021

# Scheduled shutdowns in the next 3 years

Status: November 2020



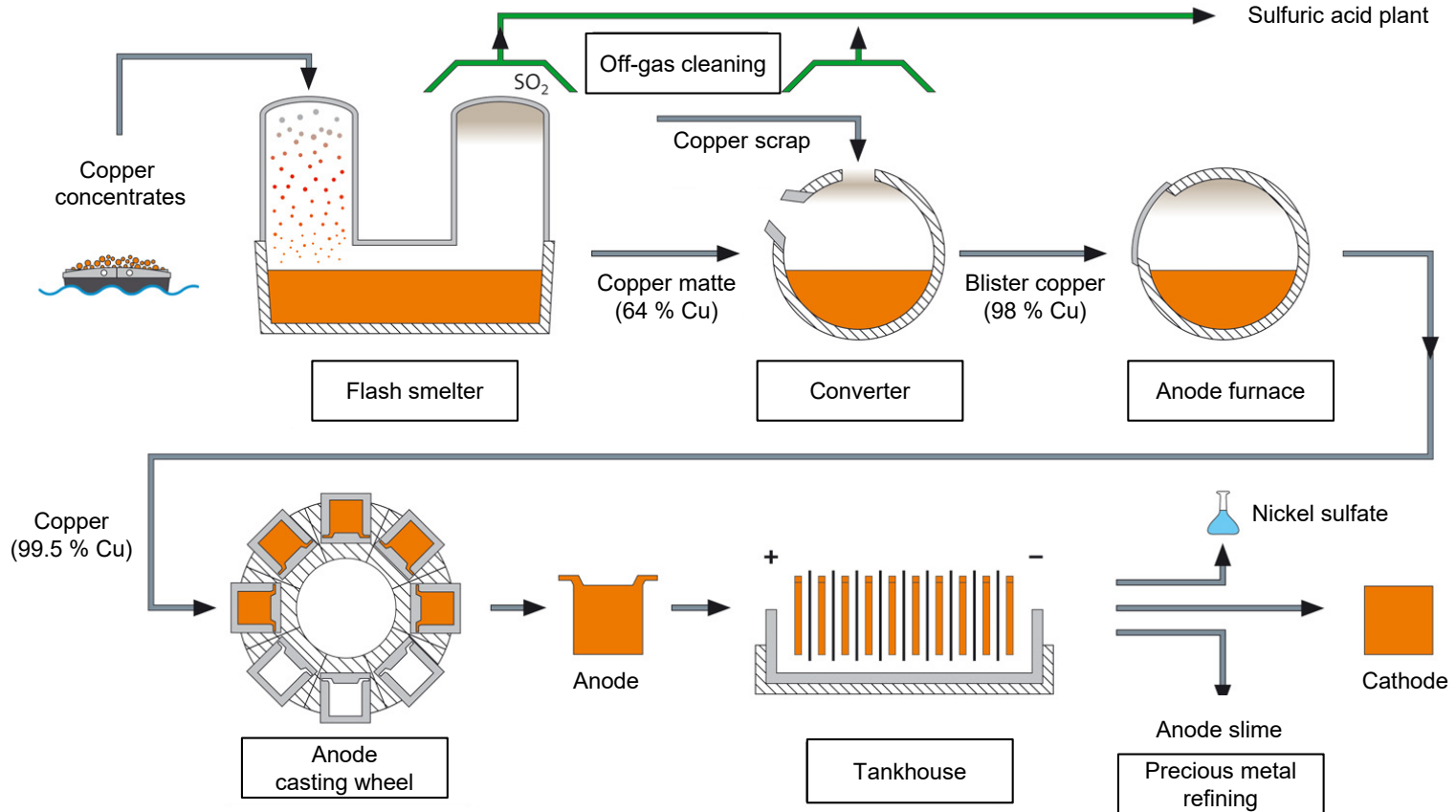
	FY 2020/21	FY 2021/22	FY 2022/23
Hamburg	<ul style="list-style-type: none"> <li>› Anode furnace June 2021 EBT effect approx. € 6 million</li> </ul>	<ul style="list-style-type: none"> <li>› Smelter maintenance May/June 2022 EBT effect approx. € 25 million</li> </ul>	
Pirdop	<ul style="list-style-type: none"> <li>› Smelter maintenance Aug./Sept. 2021 EBT effect approx. € 23 million</li> </ul>		<ul style="list-style-type: none"> <li>› Smelter maintenance › Aug./Sept. 2023 EBT effect approx. € 22 million</li> </ul>
Lünen	<ul style="list-style-type: none"> <li>› KRS May 2021 EBT effect approx. € 7 million</li> <li>› Anode furnace Sept. 2021 EBT effect approx. € 6 million</li> </ul>	<ul style="list-style-type: none"> <li>› KRS May 2022 EBT effect approx. € 6 million</li> <li>› Anode furnace Sept. 2022 EBT effect approx. € 6 million</li> </ul>	<ul style="list-style-type: none"> <li>› KRS May 2023 EBT effect approx. € 7 million</li> <li>› Anode furnace Sept. 2023 EBT effect approx. € 6 million</li> </ul>

## Company highlights

- » Based in Hamburg, Aurubis AG develops its leading market position with a responsible approach to the environment, people, and resources
- » The company's main expertise is in optimally processing concentrates and recycling raw materials with complex qualities
- » Metallurgical know-how, state-of-the-art plant facilities, and extraordinarily high environmental standards for the sector make Aurubis an attractive partner for raw material suppliers
- » The company, which was founded in 1866 as Norddeutsche Affinerie AG, is listed in the MDAX and produces more than 1 million t of copper cathodes and various copper products from them with about 7,200 employees worldwide
- » The Group is active in more than 20 countries and has production sites concentrated in Europe and North America
- » Aurubis is one of the world's leading producers of cathodes, rod, and flat rolled copper products



# Primary copper production process



### Forward-looking statements

This document contains forward-looking statements that involve risks and uncertainties, including statements about Aurubis' plans, objectives, expectations, and intentions. Readers are cautioned that forward-looking statements include known and unknown risks and are subject to significant business, economic, and competitive uncertainties and contingencies, many of which are beyond the control of Aurubis. Should one or more of these risks, uncertainties, or contingencies materialize, or should any underlying assumptions prove incorrect, actual results could vary materially from those anticipated, expected, estimated, or projected.